



# YouGov's Most Recommended Brands 2025

Discover the most recommended global brands among current customers, with country-specific deep dives for 10 key markets.

---

/Research Reality



# Contents

- 1** Introduction
- 2** Exploring global attitudes in 2025
- 3** Global Most Recommended Brands 2025
- 4** US Most Recommended Brands 2025 and sector deep dives
- 5** Global market deep dives: Australia, Denmark, France, Germany, Indonesia, Kingdom of Saudi Arabia, Singapore, Spain, United Kingdom
- 6** Methodology





# Foreword



“With consumer voices carrying more weight than ever, the strongest brands are built not just on visibility, but on trust, relevance, and advocacy. Recommendations have become one of the most powerful indicators of brand strength. Our Most Recommended Brands 2025 report reflects this.

Drawing on the real opinions of hundreds of thousands of people across the globe, it highlights the brands that are creating experiences worth sharing. Whether you’re a challenger brand on the rise or an established leader looking to stay ahead, YouGov’s report shows what drives customer loyalty today.”

**Stephan Shakespeare**

CEO and Founder, YouGov

[Get in touch](#)

[Explore our solutions](#)

# Powered by the YouGov panel

The insights in this report are fueled by YouGov's consumer research panel, which has 29 million registered members from 55+ markets.

Every day, our members share their realities with us – enabling true insights into behaviors and attitudes from people of all ages, backgrounds and beliefs.

Inclusion is essential for our members, our clients, and our mission. We invest millions each year to ensure we can create truly nationally representative online samples and access hard-to-reach groups.

This dedication to reflecting reality means we're cited as the most accurate online pollster regularly.


[Get in touch](#)

**29m.**

registered  
panel members

**55+**

markets



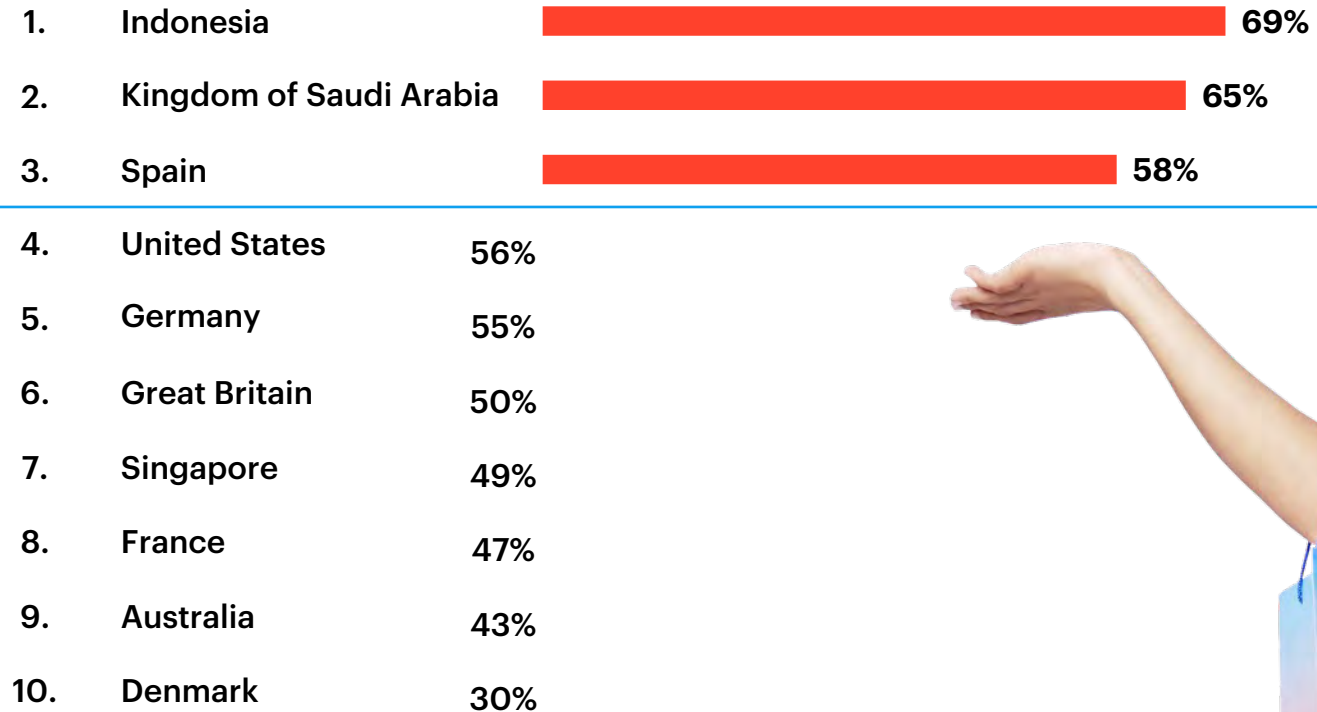


# Exploring global attitudes in 2025

A woman with long blonde hair, wearing a light blue button-down shirt and dark pants, is standing in a clothing store. She is holding a large brown tote bag and looking at a dark patterned garment hanging on a rack. The store has large windows, hanging light bulbs, and other clothing racks in the background.

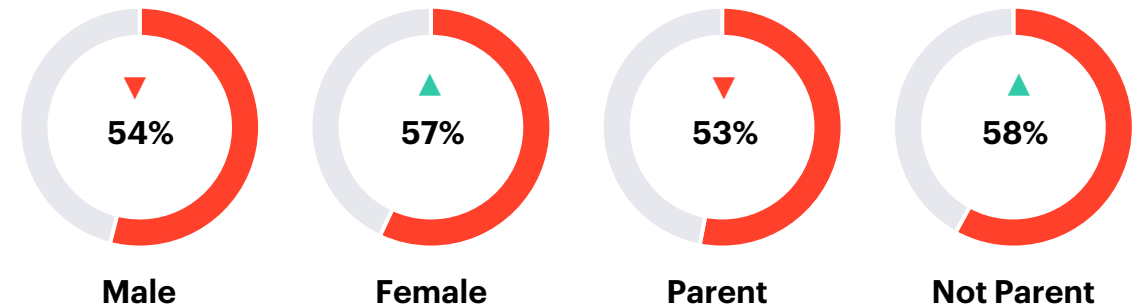
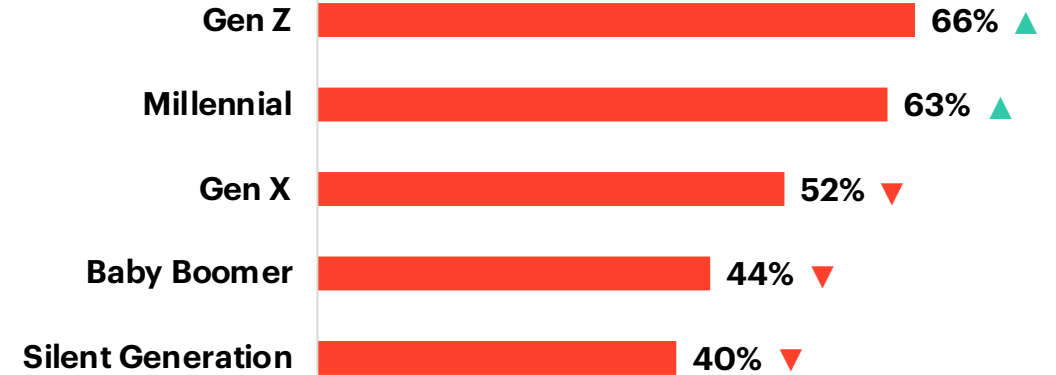
## Top recommenders

**Agree:** “I love recommending things for people to try.”





**56% of US consumers agree:**  
**“I love recommending things for people to try.”**

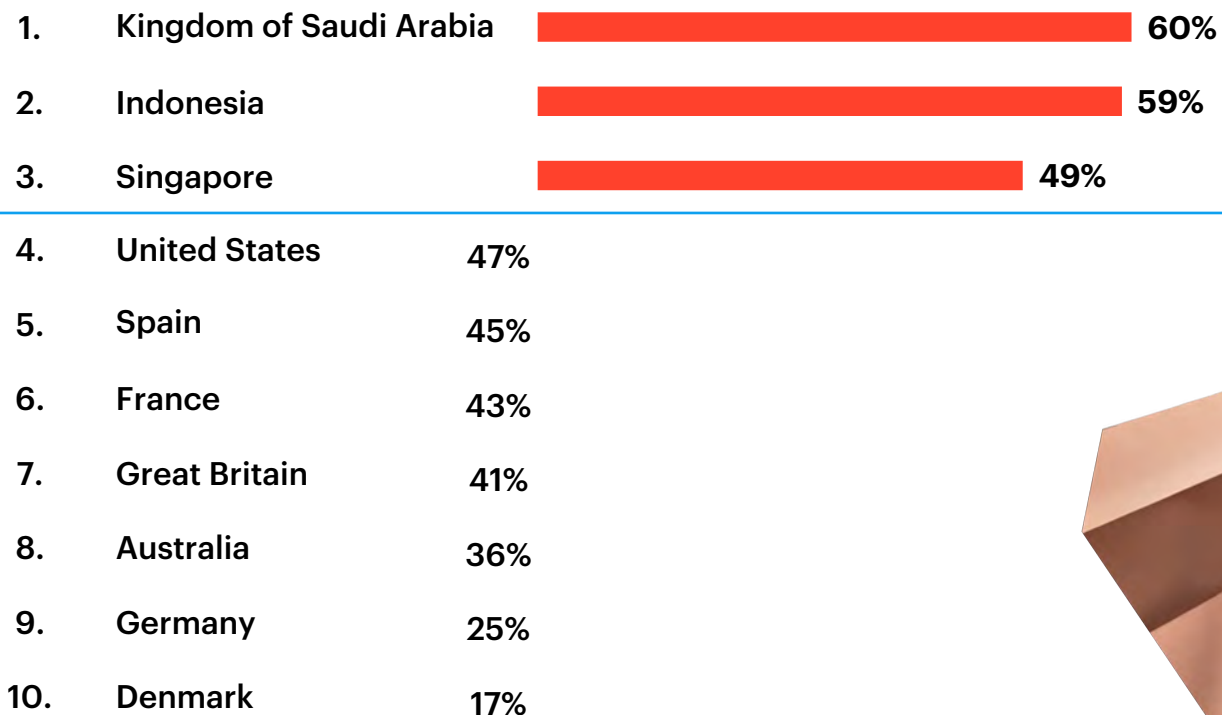


YouGov Profiles. June 2025. Target group: US gen pop by generations, gender, and parent status. n> 1,400.

▲/▼ - indicates significant difference compared to US gen pop.

## Top recommenders

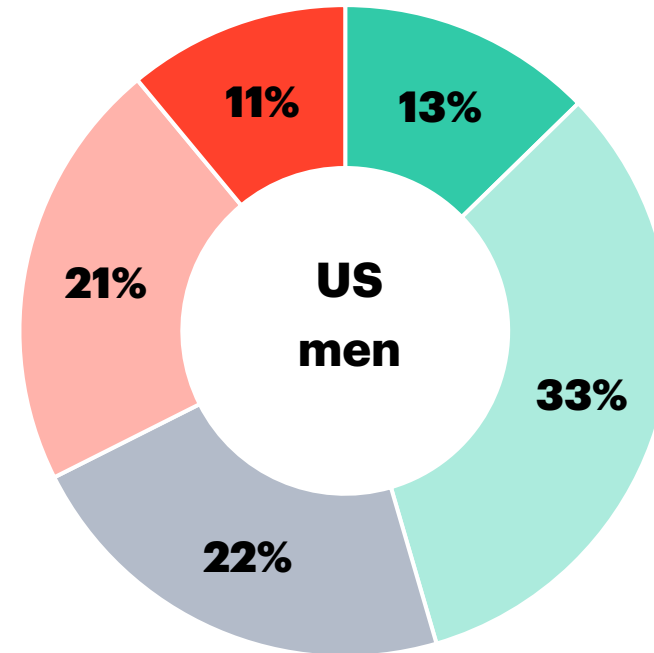
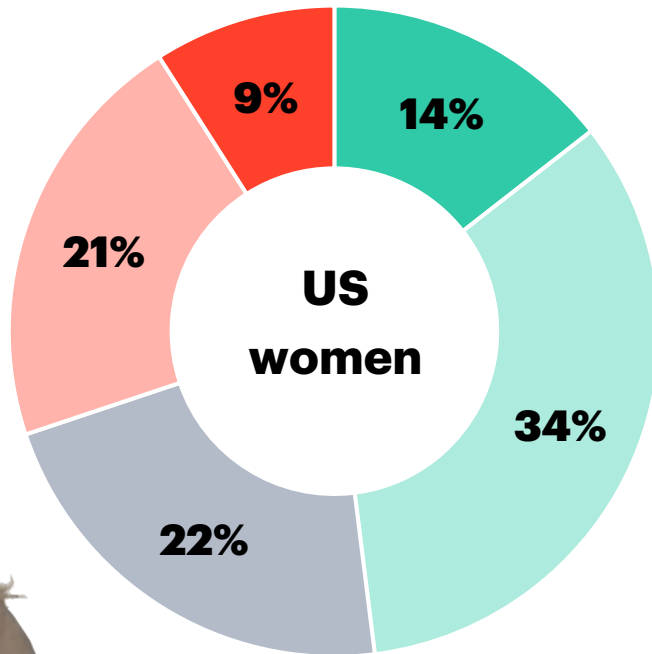
**Agree:** “I am more likely to recommend brands when I am a member of their loyalty program.”





# US women slightly more likely to recommend when belonging to a loyalty program (48% vs 46%)

% who **strongly agree**, **agree**, **disagree** or **strongly disagree** with the statement:  
"I am more likely to recommend brands when I am a member of their loyalty program"



YouGov Profiles: June 30, 2024 – June 29, 2025. US women: n> 24,000 US men: n> 25,000.

# Global top 10 recommended brands 2025





# #10: Neutrogena

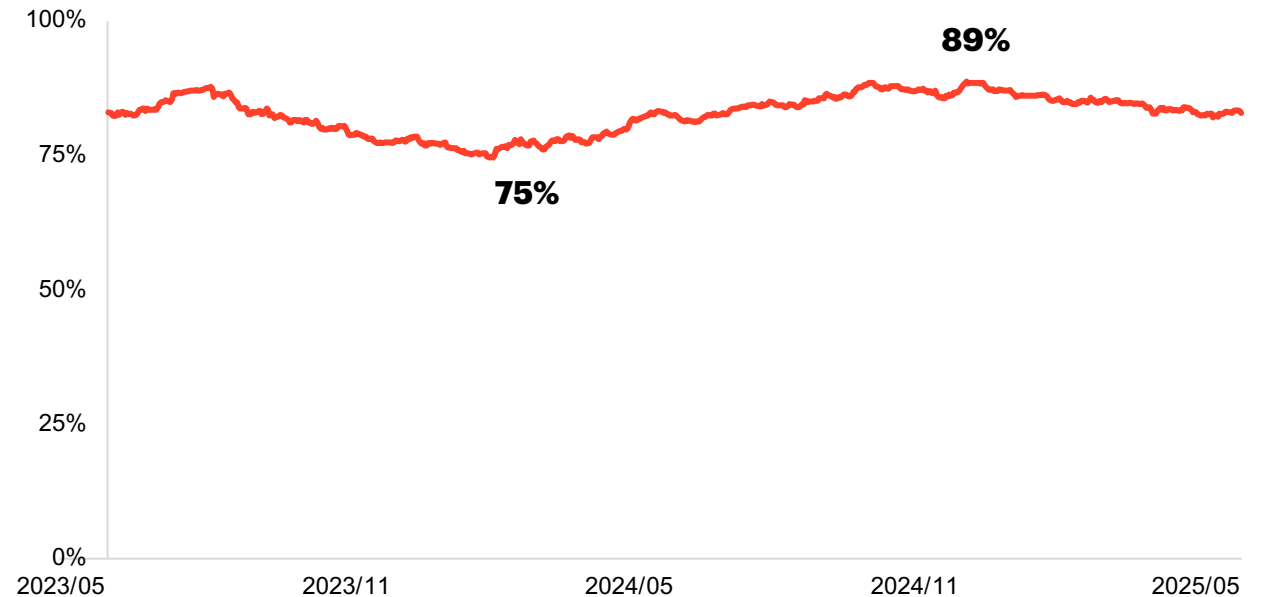
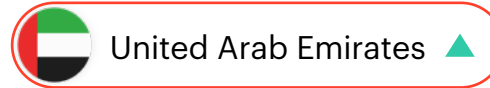


Want a performance  
snapshot for your brand?

Get in touch >

YouGov BrandIndex, June 1, 2024 – May 31, 2025. Global weighted averages based on tracked markets. n> 8,500. Performance tracking analysis among Neutrogena current customers in United Arab Emirates; June 1, 2023 – May 31, 2025; Daily n> 150.

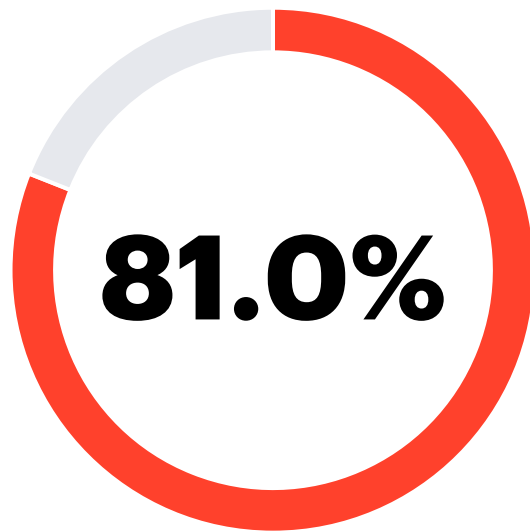
## Top performing market with statistically significant growth



## Additional high performing markets with statistically significant growth



# #9: trivago



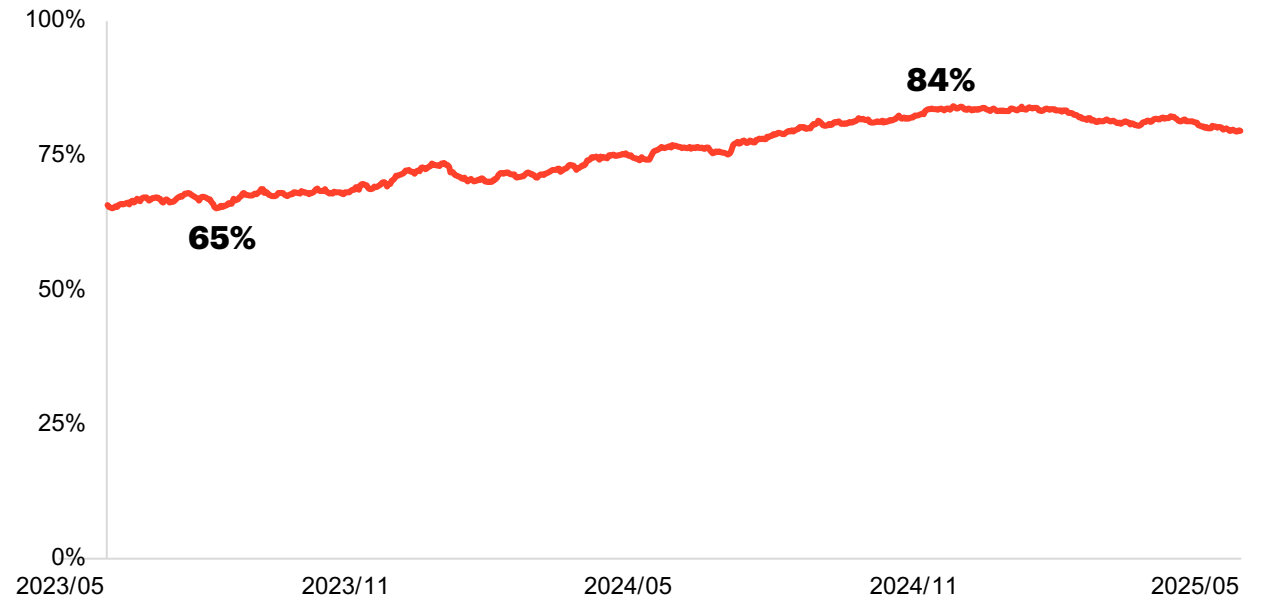
**Positive  
Recommend  
score**



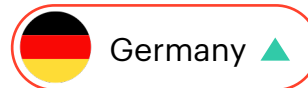
**Want a performance  
snapshot for your brand?**

**Get in touch >**

## Top performing market with statistically significant growth

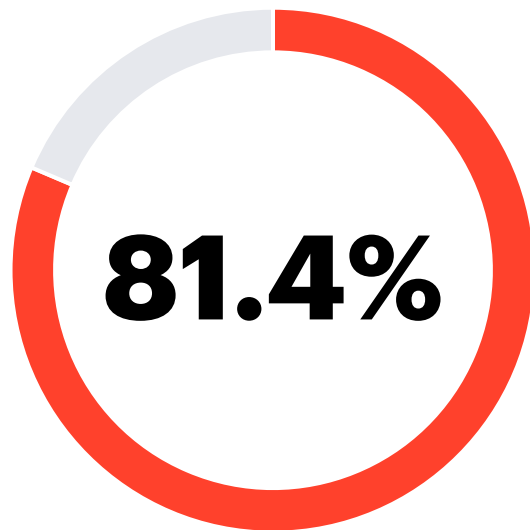


## Additional high performing markets with statistically significant growth





# #8: BMW



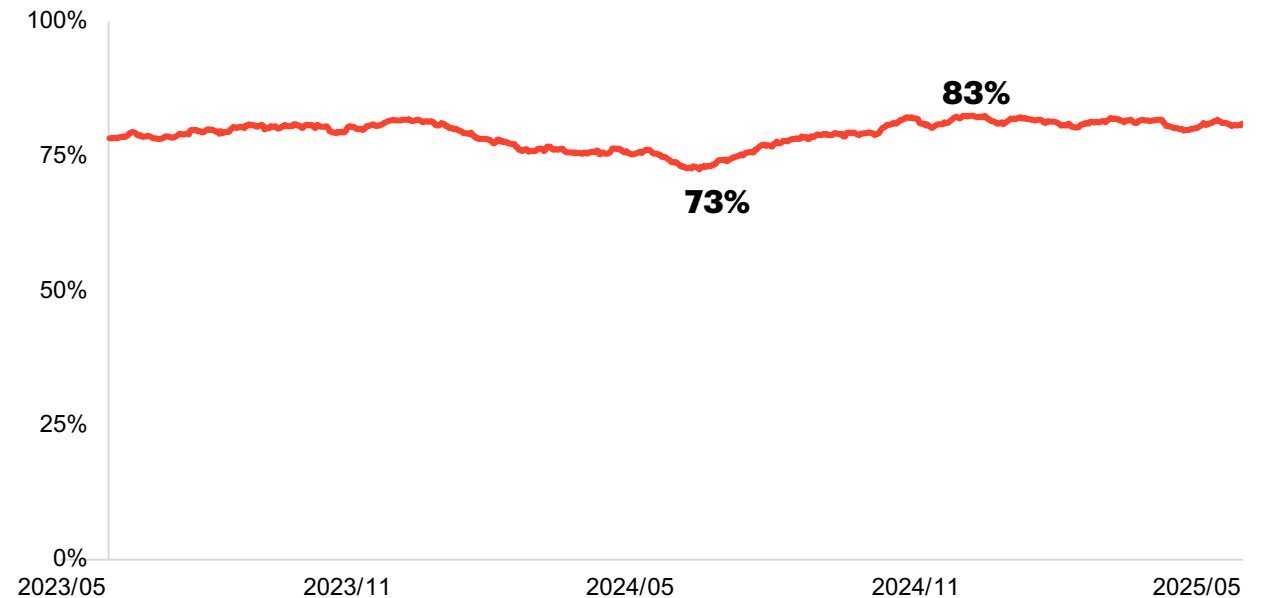
**Positive  
Recommend  
score**



**Want a performance  
snapshot for your brand?**

**Get in touch >**

## Top performing market with statistically significant growth



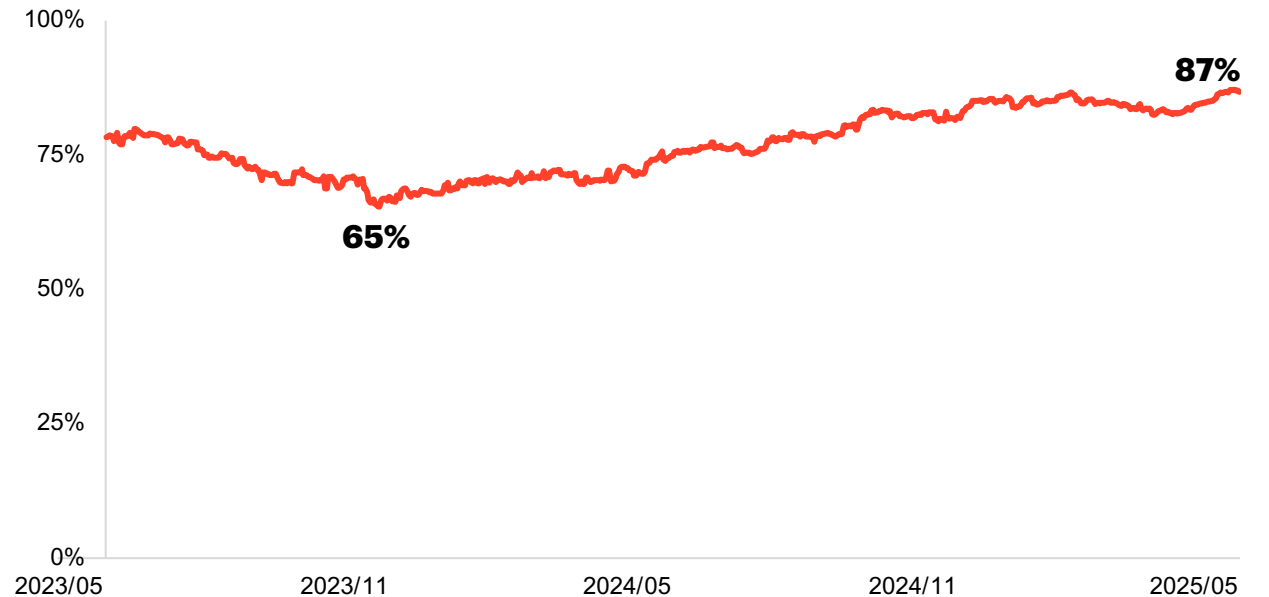
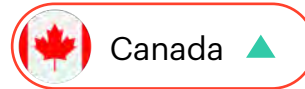
# #7: Mercedes-Benz



Want a performance  
snapshot for your brand?

[Get in touch >](#)

## Top performing market with statistically significant growth

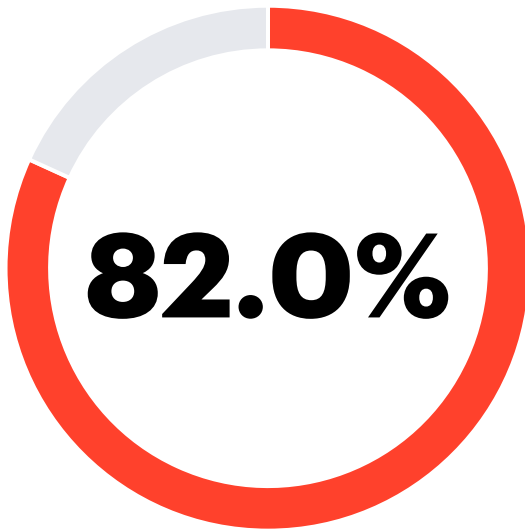


## Additional high performing markets with statistically significant growth





# #6: Nike



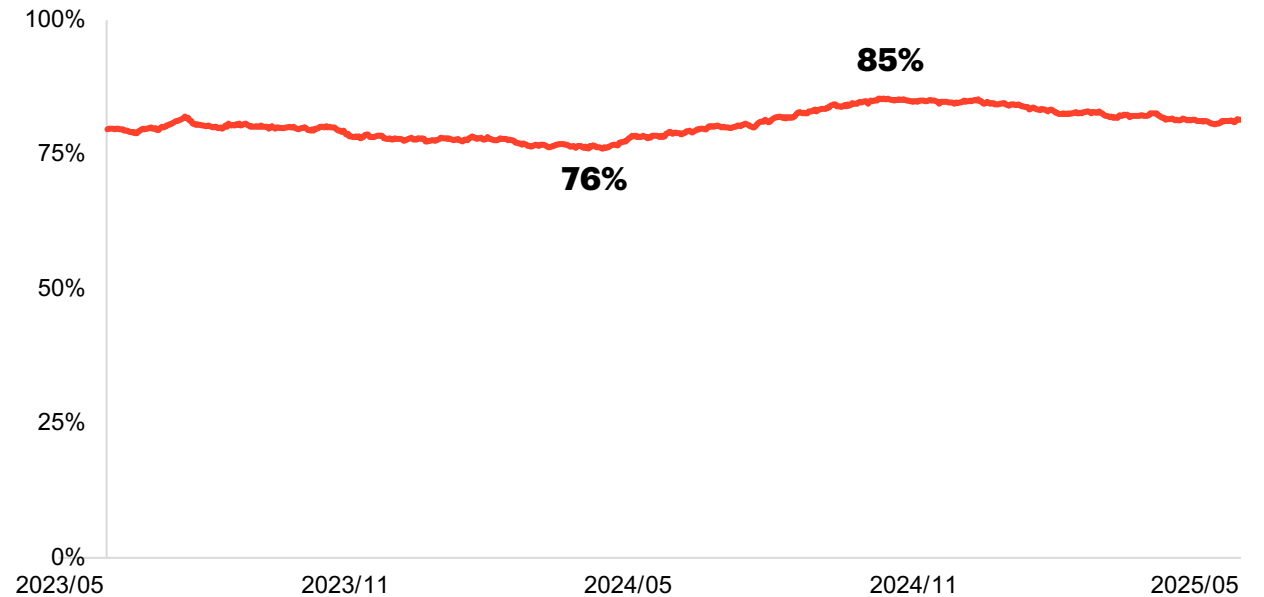
**Positive  
Recommend  
score**



**Want a performance  
snapshot for your brand?**

**Get in touch >**

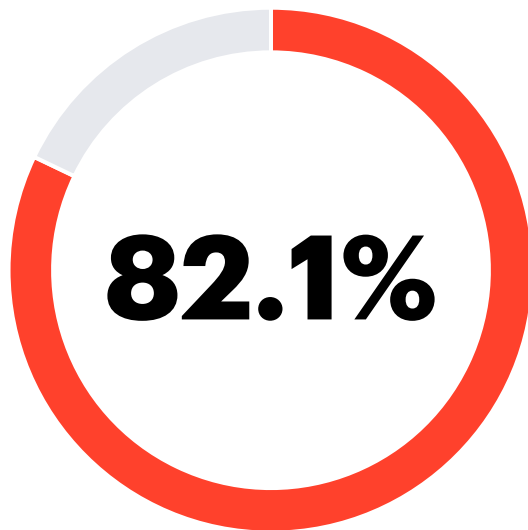
## Top performing market with statistically significant growth



## Additional high performing markets with statistically significant growth



# #5: Nintendo



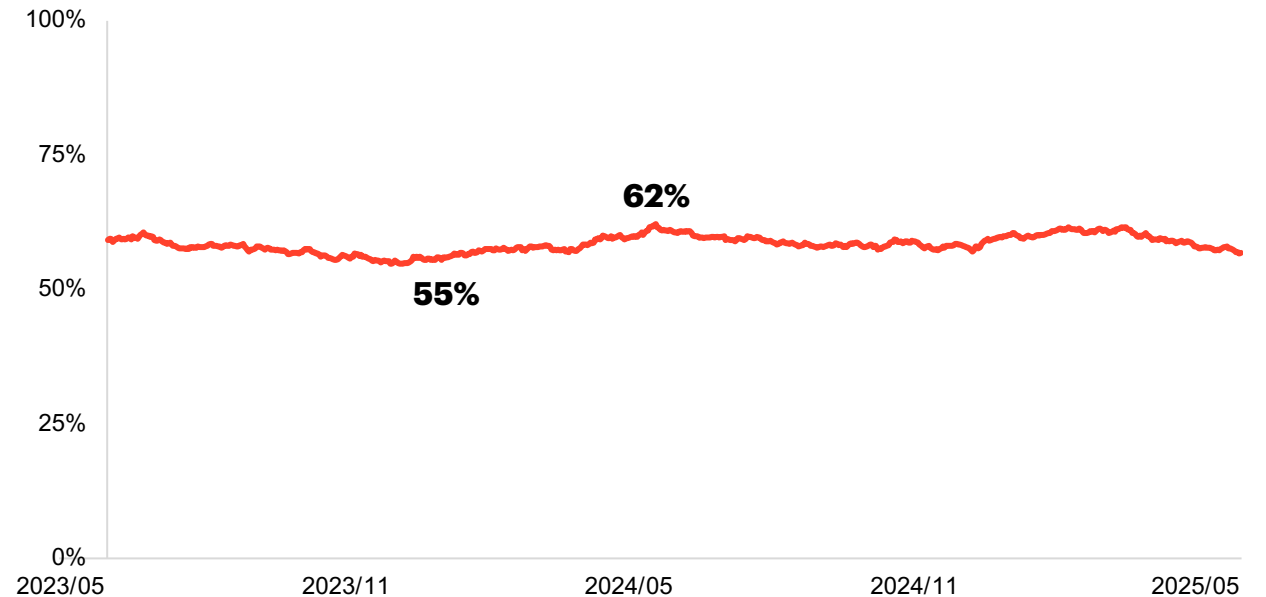
**Positive  
Recommend  
score**



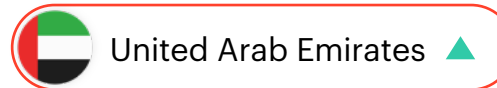
**Want a performance  
snapshot for your brand?**

**Get in touch >**

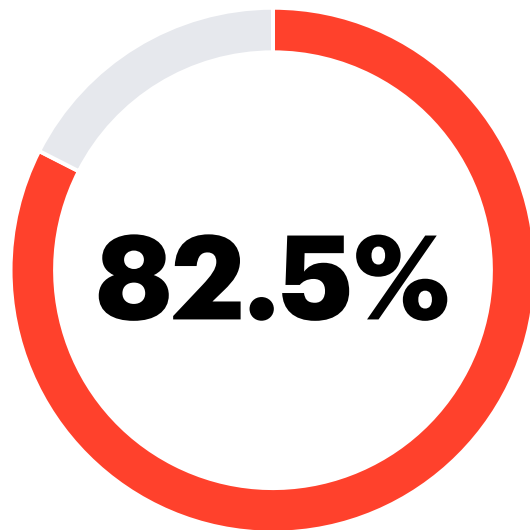
## Top performing market with statistically significant growth



## Additional high performing markets with statistically significant growth



# #4: adidas



**Positive  
Recommend  
score**



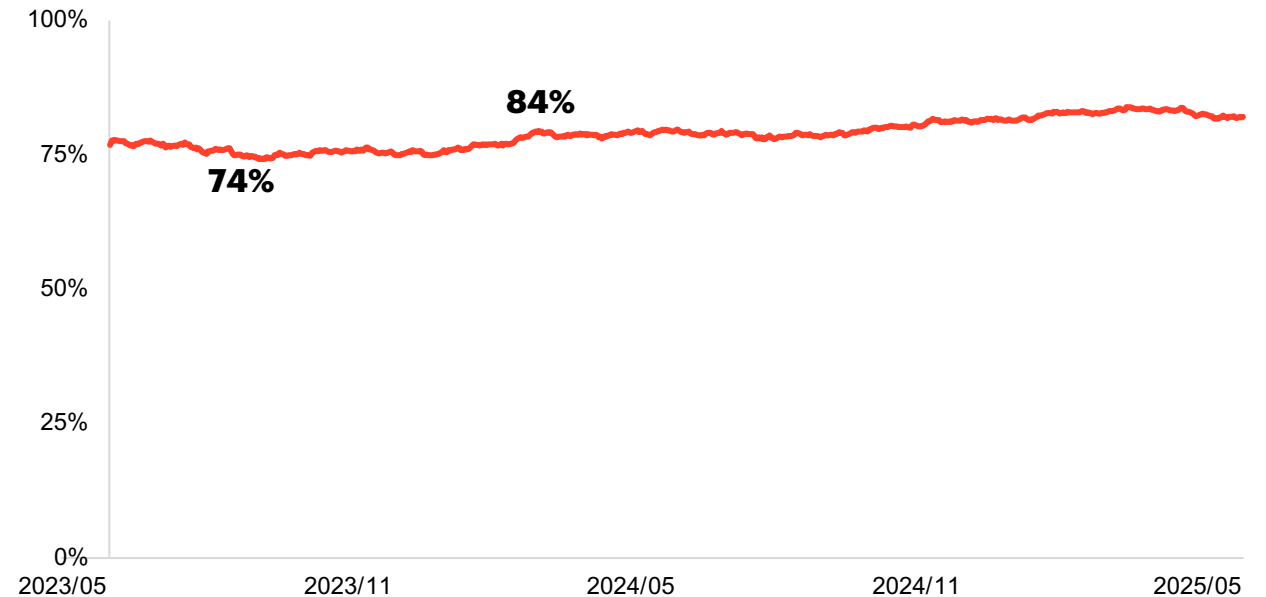
**Want a performance  
snapshot for your brand?**

**Get in touch >**

## Top performing market with statistically significant growth



United Kingdom ▲



## Additional high performing markets with statistically significant growth



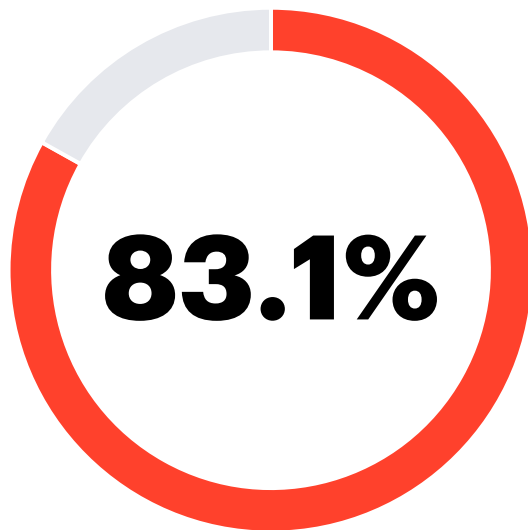
Australia ▲



United States of America ▲



# #3: Levi's



**Positive  
Recommend  
score**



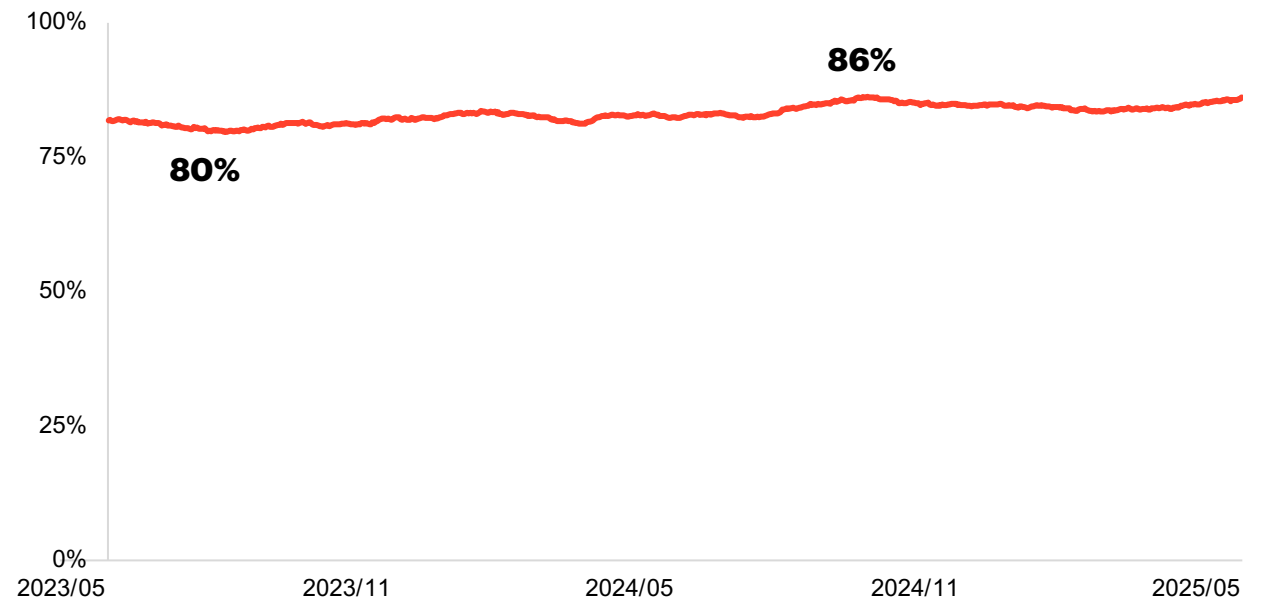
**Want a performance  
snapshot for your brand?**

**Get in touch >**

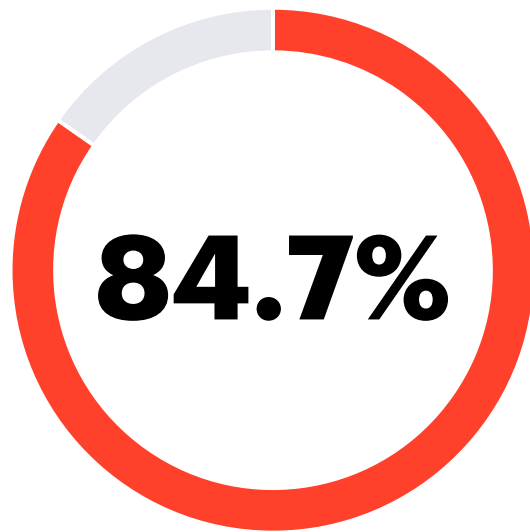
## Top performing market with statistically significant growth



United States of America ▲



# #2: Toyota



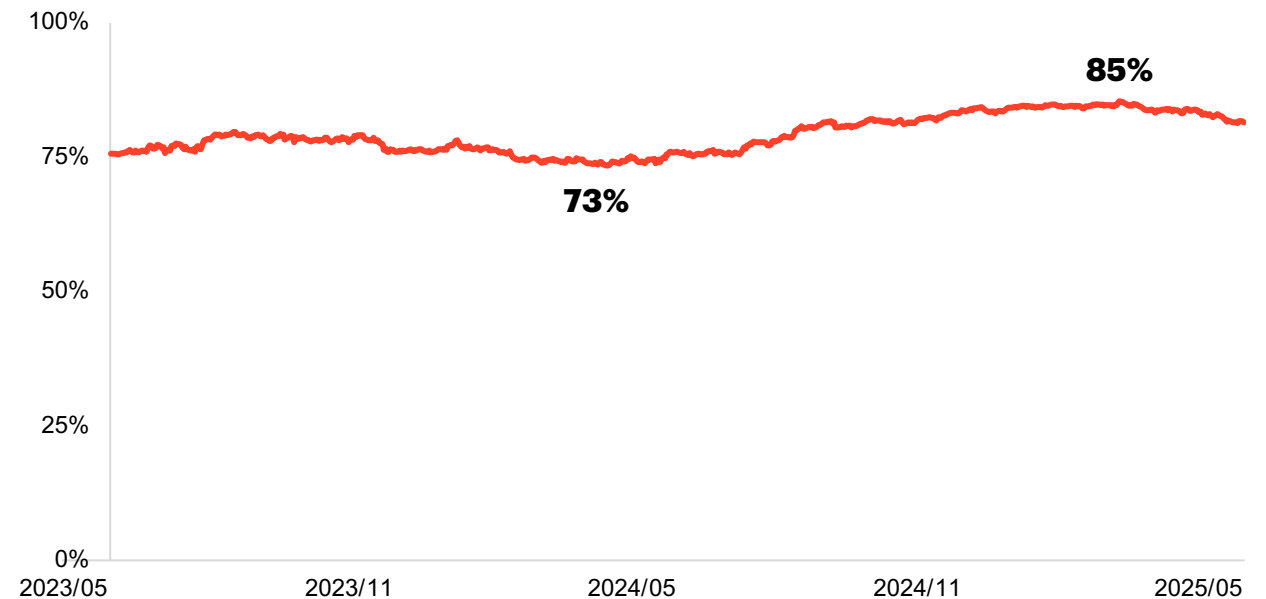
**Positive  
Recommend  
score**



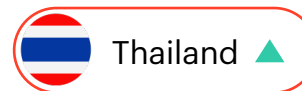
**Want a performance  
snapshot for your brand?**

**Get in touch >**

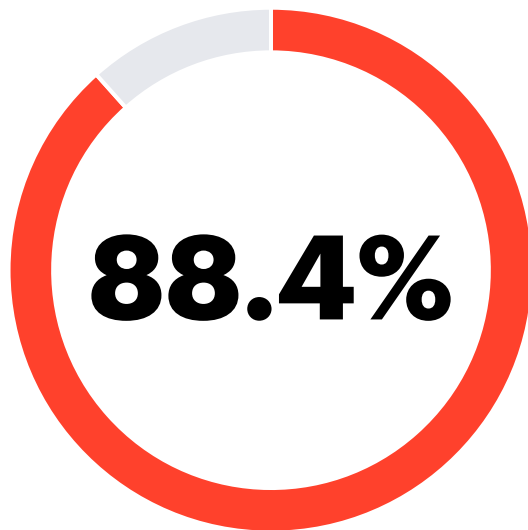
## Top performing market with statistically significant growth



## Additional high performing markets with statistically significant growth



# #1: Emirates



**Positive  
Recommend  
score**



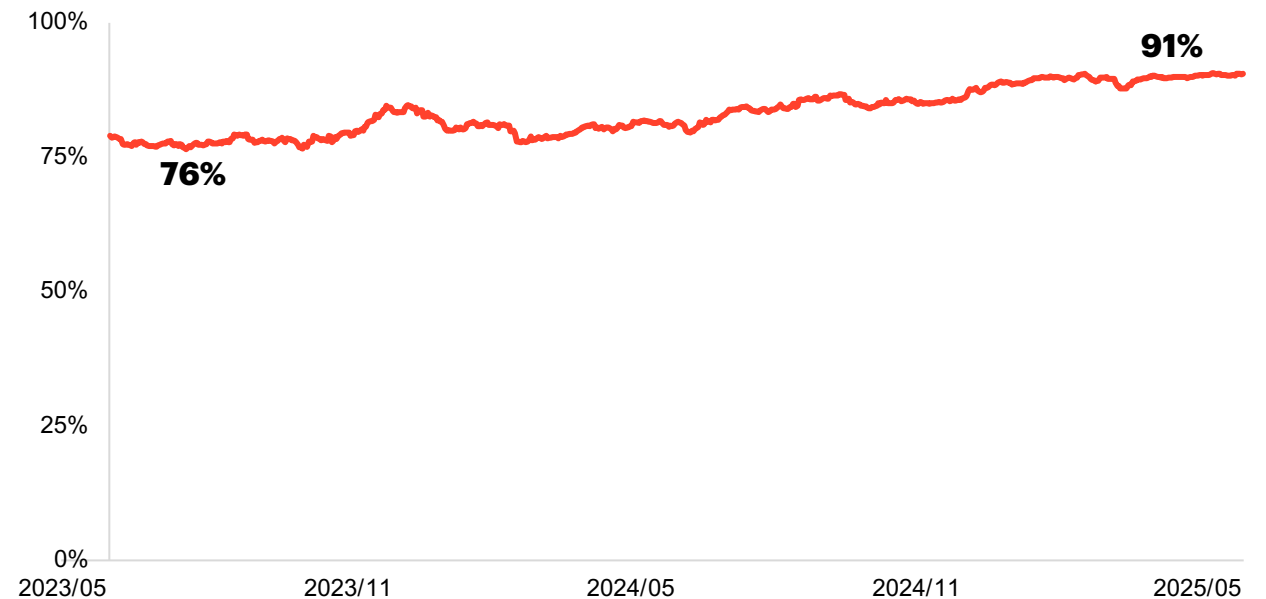
**Want a performance  
snapshot for your brand?**

**Get in touch >**

## Top performing market with statistically significant growth



United Kingdom ▲



## Additional high performing markets with statistically significant growth



India ▲



# YouGov’s Global Most Recommended Brands 2025

The top 10 global brands based on positive Recommend score for the last 12 months among current customers.

Rank	Brand	Positive Recommend score among current customers
1	Emirates	88.4%
2	Toyota	84.7%
3	Levi's	83.1%
4	adidas	82.5%
5	Nintendo	82.1%
6	Nike	82.0%
7	Mercedes-Benz	81.8%
8	BMW	81.4%
9	trivago	81.0%
10	Neutrogena	80.8%

Explore brand tracking

# US top 10 and sector deep dives

- › US top 10 brands
- › US most improved brands
- › Automotive
- › Beverages
- › Clothing
- › Cable, satellite and streaming TV
- › CPG: Foods & snacks
- › Dining
- › Financial services
- › Grocery stores
- › Retail





# United States: Top 10 brands

The top 10 brands in US based on positive Recommend scores for the last 12 months among current customers.

Rank	Brand	Positive Recommend score among current customers
1	Guinness	90.9%
2	Heineken	90.4%
3	Savage x Fenty	90.1%
4	Counter-Strike: Global Offensive (CS:GO)	89.8%
5	Durex	89.7%
6	Amstel	89.6%
7	St. Jude Children’s Research Hospital	89.3%
8	Qatar Airways	89.1%
9	adidas	89.0%
10	Black Rifle Coffee Company	89.0%

YouGov BrandIndex, June 1, 2024 – May 31, 2025. n> 350.  
Gambling/Casinos excluded for United States of America.

Get in touch

Explore brand tracking





# United States: Top 10 most-improved brands

The top 10 most-improved brands in US based on year-on-year increase to positive Recommend scores among current customers.

Rank	Brand	Positive Recommend score among current customers 2025	Positive Recommend score among current customers 2024	Increase
1	X (formerly Twitter)	53.5%	39.4%	14.1
2	GlaxoSmithKline	79.1%	68.3%	10.8
3	Robinhood	69.0%	58.2%	10.8
4	Chuck E. Cheese	76.5%	66.1%	10.4
5	Coinbase	74.2%	63.9%	10.3
6	Cars.com	71.2%	61.3%	9.9
7	Taco Bueno	82.9%	73.6%	9.3
8	Cigna	67.0%	58.2%	8.8
9	Aquafina	76.5%	67.9%	8.6
10	CarGurus	67.2%	58.7%	8.5

YouGov BrandIndex, June 1, 2024 – May 31, 2025 vs previous year. n> 700.  
+X.X - indicates significant increase in positive recommend score










Get in touch

Explore brand tracking

• United States

Automotive

Exploring the most recommended brands in US for key sectors.



Rank	Brand	Positive Recommend score among current customers
1	Subaru	88.0%
2	Toyota	87.3%
3	Lexus	85.0%
4	Honda	84.8%
5	Mercedes-Benz	82.0%

YouGov BrandIndex, June 1, 2024 – May 31, 2025  
\* - among current customers, n> 300.










Want a performance snapshot for your brand?

Get in touch >

• United States

Beverages

Exploring the most recommended brands in US for key sectors.



Rank	Brand	Positive Recommend score among current customers
1	Guinness	90.9%
2	Heineken	90.4%
3	Amstel	89.6%
4	Black Rifle Coffee Company	89.0%
5	Johnnie Walker	88.3%

YouGov BrandIndex, June 1, 2024 – May 31, 2025. Beverage rankings include multiple BrandIndex categories which further analyze brands by sub-sector (Beer, Hard Seltzer, RTD & non-alc; Carbonated soft drinks; Coffee, juice & tea; Energy & hydration; Spirits, Water brands). Each brand: n> 300.

Want a performance snapshot for your brand?










Get in touch >



• United States

Clothing

Exploring the most recommended brands in US for key sectors.



Rank	Brand	Positive Recommend score among current customers
1	Savage x Fenty	90.1%
2	adidas	89.0%
3	Nike	88.8%
4	Louis Vuitton	88.8%
5	Zara	88.7%

YouGov BrandIndex, June 1, 2024 – May 31, 2025. Clothing rankings include multiple BrandIndex categories which further analyze brands by sub-sector (Clothing Stores A: Women's; Clothing Stores B: All Others; Retail: Apparel, footwear and accessories I & II; Specialty Retail: Watches). Each brand: n> 300.










Want a performance snapshot for your brand?

Get in touch >

• United States

Cable, Satellite and streaming TV

Exploring the most recommended brands in US for key sectors.



Rank	Network	Positive Recommend score among current customers
1	YouTube TV	74.8%
2	BET+	73.8%
3	Acorn	72.9%
4	Netflix	71.4%
5	Tubi	71.2%

YouGov BrandIndex, June 1, 2024 – May 31, 2025  
\* - among current customers, n> 300.










Want a performance snapshot for your brand?

Get in touch >

• United States

CPG: Food & snacks

Exploring the most recommended brands in US for key sectors.



Rank	Brand	Positive Recommend score among current customers
1	Icelandic Provisions	85.1%
2	Ghirardelli	84.5%
3	Tillamook	84.2%
4	Duke’s Mayo	84.1%
5	Noosa	84.1%

YouGov BrandIndex, June 1, 2024 – May 31, 2025. Food & snack rankings include multiple BrandIndex categories which further analyze brands by sub-sector (Bars & Breakfast, Frozen & Refrigerated Foods, Salty Snacks & Dips, Shelf Stable Prepared Foods, Sweets and Chocolates). Each brand: n> 300.

Want a performance snapshot for your brand?










[Get in touch >](#)



• United States

Dining

Exploring the most recommended brands in US for key sectors.



Rank	Brand	Positive Recommend score among current customers
1	Cava	85.5%
2	Texas Roadhouse	84.9%
3	Culver’s	84.0%
4	California Pizza Kitchen	83.8%
5	Taco Bueno	82.9%

YouGov BrandIndex, June 1, 2024 – May 31, 2025. Dining rankings include multiple BrandIndex categories which further analyze brands by sub-sector (Casual; Fast Casual; Fast Food; Specialty - Ice Cream, Pizza, Coffee). Each brand: n> 300.










Want a performance snapshot for your brand?

Get in touch >

• United States

Financial services

Exploring the most recommended brands in US for key sectors.



Rank	Brand	Positive Recommend score among current customers
1	AXA	88.9%
2	Bank of New York	86.2%
3	Blockchain.com	85.0%
4	USAA	83.9%
5	Navy Federal Credit Union	83.9%

YouGov BrandIndex, June 1, 2024 – May 31, 2025. Financia services rankings include multiple BrandIndex categories which further analyze brands by sub-sector (Consumer banks, Insurance, Investment). Each brand: n> 300.










Want a performance snapshot for your brand?

Get in touch >

• **United States**

**Grocery Stores**

Exploring the most recommended brands in US for key sectors.



Rank	Brand	Positive Recommend score among current customers
1	H-E-B	86.9%
2	Trader Joe's	86.3%
3	WinCo Foods	86.0%
4	Aldi	85.7%
5	Wegmans	85.6%

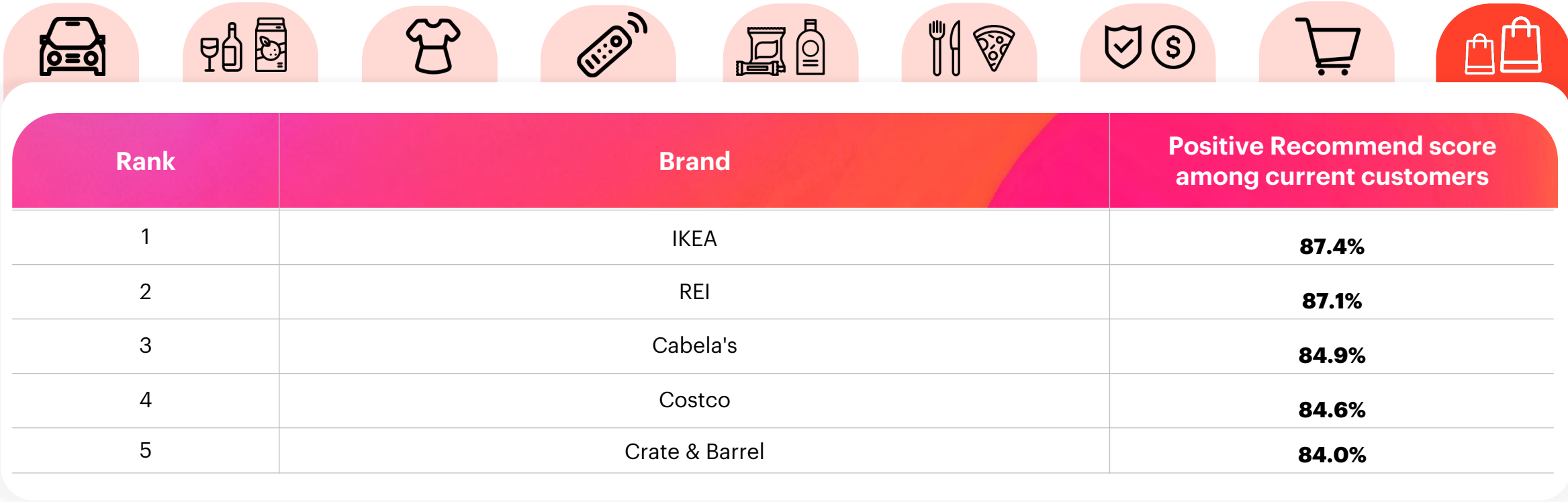
YouGov BrandIndex, June 1, 2024 – May 31, 2025  
\* - among current customers, n> 300.

Want a performance snapshot for your brand?  
**Get in touch >**

• United States

Retail

Exploring the most recommended brands in US for key sectors.



YouGov BrandIndex, June 1, 2024 – May 31, 2025. Retail rankings include multiple BrandIndex categories which further analyze brands by sub-sector (Department Stores, Drug Stores / Pharmacies, Discount Stores; Specialty Retail A: Home Improvement/Furnishings; Specialty Retail B: Sports, Electronics, Drug Stores / Pharmacies; Specialty Retail C: Books, Personal, Kids, Office). Mattress brands and non-physical retailers not included in final ranking table. Each brand: n> 300.

Want a performance snapshot for your brand?

[Get in touch >](#)



# Global market deep dives

- › Australia
- › Denmark
- › France
- › Germany
- › Indonesia
- › Kingdom of Saudi Arabia
- › Singapore
- › Spain
- › United Kingdom





# Australia: Top 10 brands

The top 10 brands in Australia based on positive Recommend scores for the last 12 months among current customers.

Rank	Brand	Positive Recommend score among current customers
1	Rolex	89.6%
2	Toyota	89.2%
3	Jack Daniel's	88.4%
4	Guinness	88.2%
5	Budweiser	87.8%
6	Emirates	87.7%
7	Heineken	87.1%
8	Johnnie Walker	86.3%
9	Michelin	86.2%
10	BMW	86.1%

Get in touch

Explore brand tracking



# Australia: Top 10 most-improved brands

The top 10 most-improved brands in Australia based on year-on-year increase to positive Recommend scores among current customers.

Rank	Brand	Positive Recommend score among current customers 2025	Positive Recommend score among current customers 2024	Increase
1	X (formerly Twitter)	60.4%	48.5%	11.9
2	Mobil	64.2%	53.4%	10.8
3	Domino's Pizza	66.9%	57.3%	9.6
4	Monster	75.0%	66.6%	8.4
5	American Express	75.4%	67.6%	7.8
6	Apple TV+	68.2%	60.9%	7.3
7	Carlton Draught	80.1%	73.0%	7.1
8	Latitude Financial	43.1%	36.0%	7.1
9	KFC	67.1%	60.1%	7.0
10	V Energy	69.5%	62.6%	6.9

[Get in touch](#)
[Explore brand tracking](#)

YouGov BrandIndex, June 1, 2024 – May 31, 2025 vs previous year. n> 550.

X.X - indicates significant increase in positive recommend score



# Australia: Key sectors deep dive

Exploring the most recommended brands in Australia for key sectors: Airlines, Hotels and Financial services.



## Airlines

Rank	Brand	Positive Recommend score 2025
1	Emirates	87.7%
2	Singapore Airlines	85.4%
3	Etihad	85.4%



## Hotels

Rank	Brand	Positive Recommend score 2025
1	Sheraton	80.8%
2	Sofitel	80.6%
3	InterContinental (IHG)	80.1%



## Banking and Insurance

Rank	Brand	Positive Recommend score 2025
1	Australian Unity	80.7%
2	Bank of Melbourne	80.2%
3	Beyond Bank	79.2%

Want a performance snapshot for your brand?

Get in touch >





# Denmark: Top 10 brands

The top 10 brands in Denmark based on positive Recommend scores for the last 12 months among current customers.

Rank	Brand	Positive Recommend score among current customers
1	Mercedes-Benz	84.6%
2	Lærerstandens Brandforsikring	79.8%
3	Audi	79.6%
4	Lebara	79.3%
5	Fjällräven	78.9%
6	Tesla	77.5%
7	ASICS	76.7%
8	Helly Hansen	76.4%
9	LEGO	76.1%
10	Toyota	75.4%

[Get in touch](#)[Explore brand tracking](#)



# Denmark: Top 10 most-improved brands

The top 10 most-improved brands in Denmark based on year-on-year increase to positive Recommend scores among current customers.

Rank	Brand	Positive Recommend score among current customers 2025	Positive Recommend score among current customers 2024	Increase
1	Andel Energi	50.3%	44.4%	5.9
2	Booking.com	58.3%	53.4%	4.9
3	Jyske Bank	42.4%	37.5%	4.9
4	OK	69.1%	65.4%	3.7
5	Norwegian	59.3%	55.7%	3.6
6	Biltema	48.6%	45.4%	3.2
7	H&M	48.8%	45.7%	3.1
8	EUROJACKPOT	31.1%	28.1%	3.0
9	Sygeforsikringen "danmark"	70.5%	67.8%	2.7
10	DSB S-tog	32.2	29.5%	2.7

[Get in touch](#)
[Explore brand tracking](#)

YouGov BrandIndex, June 1, 2024 – May 31, 2025 vs previous year. n> 600.

+X.X - indicates significant increase in positive recommend score



# France: Top 10 brands

The top 10 brands in France based on positive Recommend scores for the last 12 months among current customers.

Rank	Brand	Positive Recommend score among current customers
1	EuropaPark	90.8%
2	Nintendo	89.8%
3	Super Mario Bros.	89.6%
4	Guigoz	87.7%
5	Verisure	87.7%
6	Michelin	87.4%
7	La Roche-Posay	87.2%
8	Puy du Fou	86.9%
9	N°5 - Chanel	86.3%
10	Rolex	85.9%

Get in touch

Explore brand tracking



# France: Top 10 most-improved brands

The top 10 most-improved brands in France based on year-on-year increase to positive Recommend scores among current customers.

Rank	Brand	Positive Recommend score among current customers 2025	Positive Recommend score among current customers 2024	Increase
1	Novotel	74.5%	63.7%	10.8
2	Kiri	66.5%	57.3%	9.2
3	Twix	65.8%	57.1%	8.7
4	Daunat	56.2%	47.5%	8.7
5	Poulain	76.7%	68.5%	8.2
6	Transilien	35.5%	27.4%	8.1
7	Ulys	68.3%	61.1%	7.2
8	Allianz	72.7%	65.8%	6.9
9	Oreo	61.3%	54.5%	6.8
10	Whaou!	54.3%	47.5%	6.8

[Get in touch](#)
[Explore brand tracking](#)

YouGov BrandIndex, June 1, 2024 – May 31, 2025 vs previous year. n> 500.

+X.X - indicates significant increase in positive recommend score





# France: Key sectors deep dive

Exploring the most recommended brands in France for key sectors: Automotive, Hotels and Financial services.



## Automotive

Rank	Brand	Positive Recommend score 2025
1	Toyota	83.7%
2	Volkswagen	82.1%
3	Audi	80.8%



## Hotels

Rank	Brand	Positive Recommend score 2025
1	Gites de France	84.7%
2	Hilton	81.4%
3	Sofitel	81.3%



## Financial services

Rank	Brand	Positive Recommend score 2025
1	Boursobank	80.1%
2	MAIF	79.1%
3	Revolut	77.4%

Want a performance snapshot for your brand?

Get in touch >



# Germany: Top 10 brands

The top 10 brands in Germany based on positive Recommend scores for the last 12 months among current customers.

Rank	Brand	Recommend score among current customers
1	Too Good To Go	90.6%
2	Nintendo	88.1%
3	Engelbert Strauss	86.1%
4	Rolex	85.6%
5	medikamente-per-klick	85.3%
6	Baileys	85.3%
7	Augustiner	85.2%
8	trivago	85.2%
9	Johnnie Walker	84.2%
10	Ankerkraut	84.1%

[Get in touch](#)[Explore brand tracking](#)



# Germany: Top 10 most-improved brands

The top 10 most-improved brands in Germany based on year-on-year increase to positive Recommend scores among current customers.

Rank	Brand	Positive Recommend score among current customers 2025	Positive Recommend score among current customers 2024	Increase
1	Turkish Airlines	74.0%	65.2%	8.8
2	RWE	73.8%	65.3%	8.5
3	Deutsche Bank	63.5%	55.6%	7.9
4	EasyJet	60.4%	52.7%	7.7
5	Lipton	77.9%	70.3%	7.6
6	ROLLER	69.4%	61.8%	7.6
7	Holiday Inn	71.1%	63.6%	7.5
8	Airwaves	74.0%	67.5%	6.5
9	Grippostad	73.8%	67.6%	6.2
10	Vitalis (Dr. Oetker)	59.8%	53.6%	6.2

Get in touch

Explore brand tracking

YouGov BrandIndex, June 1, 2024 – May 31, 2025 vs previous year. n> 550.  
+X.X - indicates significant increase in positive recommend score



# Germany: Key sectors deep dive

Exploring the most recommended brands in Germany for key sectors: Automotive, Clothing and Financial services.



## Automotive

Rank	Brand	Positive Recommend score 2025
1	BMW	81.4%
2	Mazda	80.0%
3	Audi	78.8%
Notable mention		
	BYD	57.7%



## Clothing

Rank	Brand	Positive Recommend score 2025
1	Engelbert Strauss	86.1%
2	Adidas	83.3%
3	Peek & Cloppenburg	83.0%



## Financial services

Rank	Brand	Positive Recommend score 2025
1	C24	82.0%
2	Revolut	81.1%
3	ING	76.1%

Want a performance snapshot for your brand?

Get in touch >





# Indonesia: Top 10 brands

The top 10 brands in Indonesia based on positive Recommend scores for the last 12 months among current customers.

Rank	Brand	Recommend score among current customers
1	Samsung	<b>90.9%</b>
2	Shopee	<b>90.0%</b>
3	Garuda Indonesia	<b>89.4%</b>
4	Apple	<b>89.0%</b>
5	Singapore Airlines	<b>89.0%</b>
6	Traveloka	<b>88.9%</b>
7	BCA Insurance	<b>88.8%</b>
8	Allianz	<b>88.8%</b>
9	Netflix	<b>87.7%</b>
10	BCA	<b>87.5%</b>

[Get in touch](#)[Explore brand tracking](#)



# Indonesia Top 10 most-improved brands

The top 10 most-improved brands in Indonesia based on year-on-year increase to positive Recommend scores among current customers.

Rank	Brand	Positive Recommend score among current customers 2025	Positive Recommend score among current customers 2024	Increase
1	Ellips	70.4%	63.5%	6.9
2	Sanyo	56.4%	49.9%	6.5
3	Ibis Hotel	75.9%	69.6%	6.3
4	Liputan6.com	53.7%	47.5%	6.2
5	Kunci Mas	64.8%	58.8%	6.0
6	Telkom	65.4%	59.5%	5.9
7	Astra Life	82.9%	77.3%	5.6
8	Oishi	68.6%	63.2%	5.4
9	Leo	70.9%	65.6%	5.3
10	Stella	69.1%	63.8%	5.3

Get in touch

Explore brand tracking

YouGov BrandIndex, June 1, 2024 – May 31, 2025 vs previous year. n> 500.  
+X.X - indicates significant increase in positive recommend score



# Kingdom of Saudi Arabia: Top 10 brands

The top 10 brands in Kingdom of Saudi Arabia based on positive Recommend scores for the last 12 months among current customers.

Rank	Brand	Recommend score among current customers
1	Saudia (Saudi Airlines)	91.0%
2	Neom	88.7%
3	Albaik	88.7%
4	adidas	88.3%
5	Qiddiya	88.1%
6	Almarai	88.1%
7	Qatar Airways	87.9%
8	Hilton	87.8%
9	Emaar	86.9%
10	Nike	86.5%

Get in touch

Explore brand tracking



# Kingdom of Saudi Arabia: Top 10 most-improved brands

The top 10 most-improved brands in Kingdom of Saudi Arabia based on year-on-year increase to positive Recommend scores among current customers.

Rank	Brand	Positive Recommend score among current customers 2025	Positive Recommend score among current customers 2024	Increase
1	Tang	71.1%	62.4%	8.7
2	Kinder Joy	74.3%	65.7%	8.6
3	Arab National Bank (ANB)	71.0%	63.1%	7.9
4	H&M	72.0%	64.4%	7.6
5	REDTAG	68.5%	61.1%	7.4
6	Kudu	70.6%	64.0%	6.6
7	Danette	69.5%	62.9%	6.6
8	Coca-Cola Light	67.2%	60.8%	6.4
9	Wrigley's Extra	69.1%	62.8%	6.3
10	Pantene	73.5%	67.3%	6.2

Get in touch

Explore brand tracking

YouGov BrandIndex, June 1, 2024 – May 31, 2025 vs previous year. n> 500.  
+X.X - indicates significant increase in positive recommend score



# Kingdom of Saudi Arabia: Key sectors deep dive

Exploring the most recommended brands in Kingdom of Saudi Arabia for key sectors: Automotive, QSR/Dining and Airlines.



## Automotive

Rank	Brand	Positive Recommend score 2025
1	Land Rover	85.3%
2	Toyota	85.0%
3	Lexus	84.5%



## QSR/Dining

Rank	Brand	Positive Recommend score 2025
1	Albaik	88.7%
2	Al Tazaj	80.7%
3	Shish Kabab	77.9%



## Airlines

Rank	Brand	Positive Recommend score 2025
1	Saudia (Saudi Airlines)	91.0%
2	Qatar Airways	87.9%
3	Emirates	86.2%

Want a performance snapshot for your brand?

Get in touch >





# Singapore: Top 10 brands

The top 10 brands in Singapore based on positive Recommend scores for the last 12 months among current customers.

Rank	Brand	Positive Recommend score among current customers
1	Singapore Airlines	86.2%
2	Louis Vuitton	84.6%
3	Apple	84.3%
4	Uniqlo	81.7%
5	Nike	80.7%
6	Samsung	80.6%
7	Amazon	80.3%
8	Amazon Prime	80.2%
9	adidas	79.5%
10	Shopee	79.4%

Get in touch

Explore brand tracking



# Singapore: Top 10 most-improved brands

The top 10 most-improved brands in Singapore based on year-on-year increase to positive Recommend scores among current customers.

Rank	Brand	Positive Recommend score among current customers 2025	Positive Recommend score among current customers 2024	Increase
1	HSBC	43.3%	33.9%	9.4
2	Amazon	80.3%	71.8%	8.5
3	FoodPanda	50.4%	42.5%	7.9
4	X (formerly Twitter)	42.0%	34.5%	7.5
5	NTUC Foodfare	48.9%	41.6%	7.3
6	Samsung Galaxy S	74.6%	67.5%	7.1
7	Burger King	53.8%	47.4%	6.4
8	Today	47.1%	40.8%	6.3
9	Pizza Hut	59.5%	53.5%	6.0
10	Nivea	75.7%	69.9%	5.8

Get in touch

Explore brand tracking

YouGov BrandIndex, June 1, 2024 – May 31, 2025 vs previous year. n> 500.  
+X.X - indicates significant increase in positive recommend score



# Singapore: Key sectors deep dive

Exploring the most recommended brands in Singapore for key sectors: Personal care, Retail and Social networks.



## Personal care

Rank	Brand	Positive Recommend score 2025
1	L'Oréal Paris	<b>77.3%</b>
2	Dettol	<b>76.9%</b>
3	Nivea	<b>75.7%</b>



## Retail

Rank	Brand	Positive Recommend score 2025
1	Muji	<b>74.0%</b>
2	IKEA	<b>70.3%</b>
3	DON DON DONKI	<b>69.9%</b>



## Social networks

Rank	Brand	Positive Recommend score 2025
1	WhatsApp	<b>63.9%</b>
2	YouTube	<b>59.2%</b>
3	TikTok	<b>57.9%</b>

Want a performance snapshot for your brand?

[Get in touch >](#)



# Spain: Top 10 brands

The top 10 brands in Spain based on positive Recommend scores for the last 12 months among current customers.

Rank	Brand	Positive Recommend score among current customers
1	Toyota	88.1%
2	Isdin	87.1%
3	Mercedes-Benz	86.6%
4	Nivea	86.6%
5	Apple	86.1%
6	Viajes El Corte Inglés	85.8%
7	Estrella Galicia	85.0%
8	Victoria's Secret	84.9%
9	Lavazza	84.9%
10	La Roche-Posay	84.8%

Get in touch

Explore brand tracking



# Spain: Top 10 most-improved brands

The top 10 most-improved brands in Spain based on year-on-year increase to positive Recommend scores among current customers.

Rank	Brand	Positive Recommend score among current customers 2025	Positive Recommend score among current customers 2024	Increase
1	Banco Sabadell	58.2%	51.5%	6.7
2	Ocaso	60.3%	54.2%	6.1
3	La Casera	71.9%	65.9%	6.0
4	Cruzcampo	75.2%	69.4%	5.8
5	Endesa	44.6%	39.2%	5.4
6	Iberia	78.4%	73.5%	4.9
7	Schweppes	72.4%	67.5%	4.9
8	Iberdrola	53.7%	48.9%	4.8
9	Carretilla	71.4%	66.9%	4.5
10	Mango	74.2%	69.8%	4.4

[Get in touch](#)
[Explore brand tracking](#)

YouGov BrandIndex, June 1, 2024 – May 31, 2025 vs previous year. n> 550.

+X.X - indicates significant increase in positive recommend score





# United Kingdom: Top 10 brands

The top 10 brands in United Kingdom based on positive Recommend scores for the last 12 months among current customers.

Rank	Brand	Positive Recommend score among current customers
1	Prada	90.5%
2	Gucci	90.3%
3	Emirates	88.5%
4	MoneySavingExpert	88.3%
5	Konami	86.5%
6	Lacoste	86.0%
7	Burberry	85.9%
8	Grand Theft Auto	85.8%
9	British Airways Holidays	85.7%
10	British Film Institute (BFI)	85.4%

[Get in touch](#)[Explore brand tracking](#)



# United Kingdom: Top 10 most-improved brands

The top 10 most-improved brands in United Kingdom based on year-on-year increase to positive Recommend scores among current customers.

Rank	Brand	Positive Recommend score among current customers 2025	Positive Recommend score among current customers 2024	Increase
1	Scottish Gas	55.8%	35.0%	20.8
2	Texaco	44.8%	31.8%	13.0
3	Scottish Power	44.4%	32.6%	11.8
4	bet365	60.3%	49.1%	11.2
5	Amstel	76.6%	65.5%	11.1
6	FedEx	63.1%	52.0%	11.1
7	DHL	49.7%	38.8%	10.9
8	Wilko	67.3%	57.0%	10.3
9	Puma	82.5%	72.6%	9.9
10	UPS	48.1%	38.2%	9.9

[Get in touch](#)
[Explore brand tracking](#)

YouGov BrandIndex, June 1, 2024 – May 31, 2025 vs previous year. n> 550.

+X.X - indicates significant increase in positive recommend score



# United Kingdom: Key sectors deep dive

Exploring the most recommended brands in United Kingdom for key sectors: Automotive, Hotels and Financial services.



## Automotive

Rank	Brand	Positive Recommend score 2025
1	Toyota	85.1%
2	Lexus	84.3%
3	Audi	83.7%



## Clothing

Rank	Brand	Positive Recommend score 2025
1	Prada	90.5%
2	Gucci	90.3%
3	Burberry	85.9%



## Financial services

Rank	Brand	Positive Recommend score 2025
1	NFU Mutual	80.7%
2	Monzo	79.6%
3	JP Morgan Chase	77.4%

Want a performance snapshot for your brand?

Get in touch >

# Methodology

YouGov's Most Recommended Brands 2025 are powered by YouGov's powerful daily brand and competitor tracking tool, **YouGov BrandIndex**.

Based on over a million customer surveys in 28 markets between June 1, 2024, and May 31, 2025, brands are ranked by share of current customers willing to give positive recommendations.

Positive Recommend scores for each top 10 global brands are aggregated and weighted by the size of the brand's current customer base per market.

Recommend scores are based on respondents' answer to the following question: Which of the following brands would you RECOMMEND to a friend or colleague? Current customers are defined by respondents' answer to the following question: Have you purchased from any of the following brands in the past 30 days–12 months? Timeframe differs based on each sector.

Brand performance analysis for markets with statistically significant growth looks at a 26-week moving average.

To qualify for YouGov's Most Recommended Brands 2025, brands must be listed in a minimum of 10 markets out of the 28 markets analyzed in total. The markets are Australia, Brazil, Canada, China, Colombia, Denmark, Egypt, France, Germany, India, Indonesia, Italy, Japan, Malaysia, Mexico, Netherlands, Norway, Philippines, Poland, Saudi Arabia, Singapore, Spain, Sweden, Thailand, United Arab Emirates, United Kingdom, United States, and Vietnam.

Brands that are tracked across multiple sectors are ranked based on their highest-ranking sector per market. Both parent and child brands, such as Google and YouTube, are included to allow for greater granularity in performance tracking. Brands must have a minimum sample size of 300 to be included (except for Denmark, which has a minimum sample size of 100). For a brand to qualify as a top 10 brand, it must have scores available for at least 6 months (183 days).

Market-level deep-dives follow the same methodology but are based solely on respondents' answers in the indicated market. Top improvers are ranked based on year-on-year improvement to score, between June 1st, 2023, and May 31st, 2025. All scores are rounded. For brands with the same change in score, ranking is based on highest 2025 score. For a brand to qualify as a most-improved brand, it must have scores available for at least 18 months (548 days).



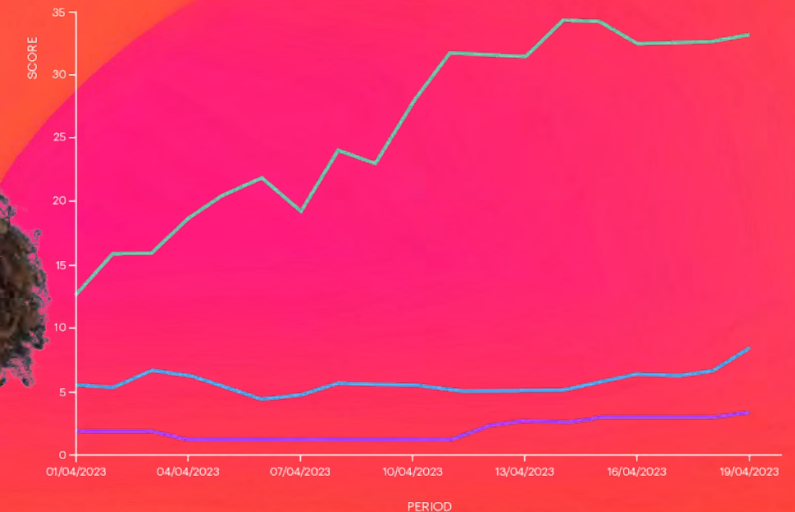
# Build a complete picture of your brand

Gain a deep understanding of your brand health and performance against top competitors in your industry with YouGov's brand and campaign tracking solutions.

Track key metrics, measure campaign effectiveness, and access real-time insights into what people think, feel, and say about your brand.



## Advertising awareness



Your brand Competitor 1 Your brand among Gen Z

Metrics ▾

Advertising awareness



# Thank you

---

**/Research Reality**

YouGov, 2025, all rights reserved. All materials contained herein are protected by copyright laws. Any storage, reproduction or distribution of such materials, in whole or in part, in any form without the prior written permission of YouGov is prohibited. This information (including any enclosures and attachments) is propriety and confidential and has been prepared for the exclusive use and benefit of the addressee(s) and solely for the purpose for which it is provided. We make no representations, warranties or guarantees, whether express or implied, that the information is accurate, complete or up to date. We exclude all implied conditions, warranties, representations or other terms that may apply and we will not be liable to you for any loss or damage, whether in contract, tort (including negligence), breach of statutory duty, or otherwise, even if foreseeable, arising under or in connection with use of or reliance on the information. We do not exclude or limit in any way our liability to you where it would be unlawful to do so.